

**THERMORY**<sup>®</sup>  
LEAVE A LASTING IMPACT

Product  
Options



# DECKING



Smooth Finish



JEM Joints



Easy Installation



No Hot Feet



Low Maintenance

## SPECIES:






White Ash  
Scots Pine  
Spruce

## USE:

Interior  
Exterior

## BENCHMARK ASH by THERMORY®

## Decking

| PRODUCT   | SPECIES   | DIMENSIONS  | COVERAGE | LENGTHS  | TEXTURE | INSTALLATION                     |
|---|-----------|-------------|----------|----------|---------|----------------------------------|
|  1 X 4 ASH DECKING - GROOVED (JEM)            | White Ash | .79" x 3.7" | 3.7"     | 5' - 12' | Smooth  | T4 Clip                          |
|  1 X 4 ASH DECKING - NO GROOVE (JEM)          | White Ash | .79" x 3.7" | 3.7"     | 5' - 12' | Smooth  | 40mm FG Screws — Pro Plug System |
|  1 X 6 ASH STANDARD DECKING - GROOVED (JEM)   | White Ash | .79" x 5.2" | 5.2"     | 5' - 12' | Smooth  | T6 Clip                          |
|  1 X 6 ASH STANDARD DECKING - NO GROOVE (JEM) | White Ash | .79" x 5.2" | 5.2"     | 5' - 12' | Smooth  | 40mm FG Screws — Pro Plug System |
|  1 X 6 ASH MAX DECKING - GROOVED (JEM)        | White Ash | .79" x 5.9" | 5.9"     | 5' - 12' | Smooth  | T6 Clip                          |





**BENCHMARK ASH**  
by THERMORY®




# Decking

| PRODUCT  | SPECIES   | DIMENSIONS   | COVERAGE | LENGTHS  | TEXTURE | INSTALLATION                     |
|--|-----------|--------------|----------|----------|---------|----------------------------------|
| 1 X 6 ASH MAX DECKING - NO GROOVE (JEM)        | White Ash | 1.79" x 5.9" | 5.9"     | 5' - 12' | Smooth  | 40mm FG Screws — Pro Plug System |
| 5/4 X 4 ASH DECKING - GROOVED (JEM)            | White Ash | 1.02" x 3.5" | 3.5"     | 5' - 12' | Smooth  | T4 Clip                          |
| 5/4 X 4 ASH DECKING - NO GROOVE (JEM)          | White Ash | 1.02" x 3.5" | 3.5"     | 5' - 12' | Smooth  | 60mm FG Screws — Pro Plug System |
| 5/4 X 5 ASH DECKING - GROOVED (JEM)            | White Ash | 1.02" x 4.5" | 4.5"     | 5' - 12' | Smooth  | T6 Clip                          |
| 5/4 X 5 ASH DECKING - NO GROOVE (JEM)          | White Ash | 1.02" x 4.5" | 4.5"     | 5' - 12' | Smooth  | 60mm FG Screws — Pro Plug System |
| 5/4 X 5 ASH DECKING - PACS GROOVED (JEM)       | White Ash | 1.02" x 4.6" | 4.6"     | 5' - 12' | Smooth  | PaCS Decking Strips              |
| 5/4 X 6 ASH STANDARD DECKING - GROOVED (JEM)   | White Ash | 1.02" x 5.1" | 5.1"     | 5' - 12' | Smooth  | T6 Clip                          |
| 5/4 X 6 ASH STANDARD DECKING - NO GROOVE (JEM) | White Ash | 1.02" x 5.1" | 5.1"     | 5' - 12' | Smooth  | 60mm FG Screws — Pro Plug System |
| 5/4 X 6 ASH MAX DECKING - GROOVED (JEM)        | White Ash | 1.02" x 5.7" | 5.7"     | 5' - 12' | Smooth  | T6 Clip                          |
| 5/4 X 6 ASH MAX DECKING - NO GROOVE (JEM)      | White Ash | 1.02" x 5.7" | 5.7"     | 5' - 12' | Smooth  | 60mm FG Screws — Pro Plug System |



**BENCHMARK PINE**  
by THERMORY®





# Decking

| PRODUCT   | SPECIES    | DIMENSIONS   | COVERAGE | LENGTHS  | TEXTURE | INSTALLATION                           |
|---|------------|--------------|----------|----------|---------|--|
|  <b>5/4 X 5 PINE DECKING - NO GROOVE*</b> | Scots Pine | 1.02" x 4.5" | 4.5"     | 8' - 16' | Smooth  | 60mm FG Screws<br>—<br>Pro Plug System |
|  <b>5/4 X 6 PINE DECKING - GROOVED</b>    | Scots Pine | 1.02" x 5.5" | 5.5"     | 8' - 16' | Smooth  | PC Clip                                |
|  <b>5/4 X 6 PINE DECKING - NO GROOVE</b>  | Scots Pine | 1.02" x 5.5" | 5.5"     | 8' - 16' | Smooth  | 60mm FG Screws<br>—<br>Pro Plug System |

\*Only available in Canada.

**KODIAK**  
by THERMORY®

# Decking

| PRODUCT  | SPECIES | DIMENSIONS   | COVERAGE | LENGTHS  | TEXTURE        | INSTALLATION                           |
|--|---------|--------------|----------|----------|----------------|--|
|  <b>5/4 X 6 SPRUCE DECKING - GROOVED</b>   | Spruce  | 1.02" x 5.5" | 5.5"     | 8' - 16' | Brushed, Rough | PC Clip                                |
|  <b>5/4 X 6 SPRUCE DECKING - NO GROOVE</b> | Spruce  | 1.02" x 5.5" | 5.5"     | 8' - 16' | Brushed, Rough | 60mm FG Screws<br>—<br>Pro Plug System |
|  <b>5/4 X 8 SPRUCE DECKING - GROOVED</b>   | Spruce  | 1.02" x 7.3" | 7.3"     | 8' - 16' | Brushed, Rough | PC Clip                                |
|  <b>5/4 X 8 SPRUCE DECKING - NO GROOVE</b> | Spruce  | 1.02" x 7.3" | 7.3"     | 8' - 16' | Brushed, Rough | 60mm FG Screws<br>—<br>Pro Plug System |







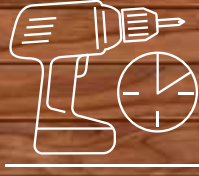
# CLADDING



Smooth Finish



JEM Joints



Easy Installation



Sustainable



Low Maintenance



## SPECIES:

White Ash  
Red Oak  
Scots Pine  
Radiata Pine  
Spruce

## USE:

Interior  
Exterior



**BENCHMARK ASH**  
by THERMORY®

## Cladding

| PRODUCT                              | SPECIES   | DIMENSIONS  | COVERAGE | LENGTHS  | TEXTURE | INSTALLATION        |
|--------------------------------------|-----------|-------------|----------|----------|---------|---------------------|
| 1 X 4 ASH CLADDING - T/G (JEM)       | White Ash | .79" x 3.7" | 3.5"     | 5' - 12' | Smooth  | 60mm FG Screws      |
| 1 X 4 ASH CLADDING - C20 (JEM)       | White Ash | .79" x 3.7" | 3.5"     | 5' - 12' | Smooth  | 60mm FG Screws      |
| 1 X 5 ASH CLADDING - T/G (JEM)       | White Ash | .79" x 4.4" | 4.2"     | 5' - 12' | Smooth  | 60mm FG Screws      |
| 1 X 5 ASH CLADDING - C20 (JEM)       | White Ash | .79" x 4.4" | 4.1"     | 5' - 16' | Smooth  | 60mm FG Screws      |
| 1 X 6 ASH CLADDING - C20 (JEM)       | White Ash | .79" x 5.9" | 5.6"     | 5' - 12' | Smooth  | 60mm FG Screws      |
| 1 X 6 ASH CLADDING - PACS C23J (JEM) | White Ash | .79" x 5.9" | 5.6"     | 5' - 12' | Smooth  | PaCS Furring Strips |



# BENCHMARK RED OAK

by THERMORY®

## Cladding

| PRODUCT                                     | SPECIES | DIMENSIONS  | COVERAGE | LENGTHS  | TEXTURE | INSTALLATION   |
|---|---------|-------------|----------|----------|---------|----------------|
| 1 X 6 RED OAK CLADDING - STANDARD C57 (JEM) | Red Oak | .79" x 5.2" | 4.9"     | 7' - 12' | Smooth  | 60mm FG Screws |
| 1 X 6 RED OAK CLADDING - MAX C57 (JEM)      | Red Oak | .79" x 5.9" | 5.6"     | 7' - 12' | Smooth  | 60mm FG Screws |



# BENCHMARK CLEAR PINE

by THERMORY®

## Cladding

| PRODUCT  | SPECIES      | DIMENSIONS  | COVERAGE | LENGTHS  | TEXTURE         | INSTALLATION             |
|--|--------------|-------------|----------|----------|-----------------|--------------------------|
| 1 X 3 CLEAR PINE CLADDING - PACS C7J (JEM)       | Radiata Pine | .79" x 2.6" | 2.8"     | 8' - 10' | Smooth          | PaCS Aluminum Start Rail |
| 1 X 6 CLEAR PINE CLADDING - C19 (JEM) REVERSIBLE | Radiata Pine | .79" x 5.4" | 5.2"     | 8' - 16' | Smooth, Brushed | 60mm FG Screws           |



# BENCHMARK PINE

by THERMORY®





## Cladding

| PRODUCT                                    | SPECIES    | DIMENSIONS  | COVERAGE | LENGTHS  | TEXTURE       | INSTALLATION   |
|--|------------|-------------|----------|----------|---------------|----------------|
| 1 X 6 PINE CLADDING - C19 (JEM) REVERSIBLE | Scots Pine | .79" x 5.5" | 5.5"     | 8' - 16' | Smooth, Rough | 60mm FG Screws |

# IGNITE

by THERMORY®



## Cladding

| PRODUCT   | SPECIES | DIMENSIONS  | COVERAGE | LENGTHS  | TEXTURE  | INSTALLATION                               |
|---|---------|-------------|----------|----------|----------|--|
|  1 X 6 SPRUCE CLADDING - GROOVED C24 (JEM) DRAGON SCALE | Spruce  | .79" x 5.5" | 5.2"     | 8' - 16' | Embossed | 60mm FG Screws<br>(black finish available) |
|  1 X 6 SPRUCE CLADDING - GROOVED C24 (JEM) BRUSHED      | Spruce  | .79" x 5.5" | 5.2"     | 8' - 16' | Brushed  | 60mm FG Screws<br>(black finish available) |
|  1 X 8 SPRUCE CLADDING - GROOVED C24 (JEM) DRAGON SCALE | Spruce  | .79" x 7.3" | 6.9"     | 8' - 16' | Embossed | 60mm FG Screws<br>(black finish available) |
|  1 X 8 SPRUCE CLADDING - GROOVED C24 (JEM) BRUSHED      | Spruce  | .79" x 7.3" | 6.9"     | 8' - 16' | Brushed  | 60mm FG Screws<br>(black finish available) |

# KODIAK

by THERMORY®

## Cladding

| PRODUCT  | SPECIES | DIMENSIONS  | COVERAGE | LENGTHS  | TEXTURE | INSTALLATION   |
|--|---------|-------------|----------|----------|---------|----------------|
|  1 X 8 SPRUCE CLADDING - GROOVED C15 (JEM) | Spruce  | .79" x 7.3" | 6.9"     | 8' - 16' | Brushed | 60mm FG Screws |
|  1 X 9 SPRUCE CLADDING - GROOVED C15 (JEM) | Spruce  | .79" x 8.3" | 7.9"     | 8' - 16' | Brushed | 60mm FG Screws |





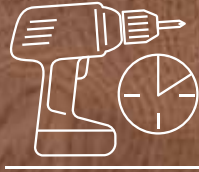
# PORCH FLOORING



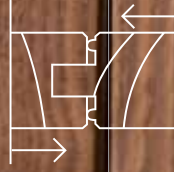
Smooth Finish



JEM Joints



Easy Installation



Expansion Beads



Low Maintenance

**SPECIES:**



White Ash  
Scots Pine

**USE:**

Exterior



## Porch Flooring

| PRODUCT  | SPECIES    | DIMENSIONS   | COVERAGE | LENGTHS  | TEXTURE | INSTALLATION      |
|--|------------|--------------|----------|----------|---------|-------------------|
|  <p><b>1 X 4 ASH<br/>PORCH<br/>FLOORING -<br/>T/G (JEM)</b></p>    | White Ash  | .79" x 3.7"  | 3.5"     | 5' - 12' | Smooth  | 60mm FG<br>Screws |
|  <p><b>5/4 X 5 PINE<br/>PORCH<br/>FLOORING -<br/>T/G (JEM)</b></p> | Scots Pine | 1.02" x 4.5" | 4.3"     | 8' - 16' | Smooth  | 60mm FG<br>Screws |



# STANDARD STOCK

**SPECIES:**

White Ash  
Scots Pine  
Radiata Pine

**USE:**

Interior  
Exterior



## Standard Stock

| PRODUCT                               | SPECIES      | DIMENSIONS   | COVERAGE | LENGTHS  | TEXTURE | INSTALLATION                           |
|---------------------------------------|--------------|--------------|----------|----------|---------|--|
| 1 X 4 ASH STANDARD STOCK (JEM)        | White Ash    | .79" x 3.7"  | 3.7"     | 5' - 12' | Smooth  | 40mm FG Screws<br>—<br>Pro Plug System |
| 1 X 6 ASH STANDARD STOCK (JEM)        | White Ash    | .79" x 5.2"  | 5.2"     | 5' - 12' | Smooth  | 40mm FG Screws<br>—<br>Pro Plug System |
| 1 X 8 ASH STANDARD STOCK (JEM)        | White Ash    | .79" x 7.5"  | 7.5"     | 5' - 12' | Smooth  | 40mm FG Screws<br>—<br>Pro Plug System |
| 2 X 4 ASH STANDARD STOCK              | White Ash    | 1.65" x 3.5" | 3.5"     | 5' - 12' | Smooth  | Pro Plug System                        |
| 2 X 6 ASH STANDARD STOCK              | White Ash    | 1.65" x 5.5" | 5.5"     | 5' - 12' | Smooth  | Pro Plug System                        |
| 1 X 6 PINE STANDARD STOCK (JEM)       | Scots Pine   | .79" x 5.5"  | 5.5"     | 8' - 16' | Smooth  | 40mm FG Screws<br>—<br>Pro Plug System |
| 2 X 4 PINE STANDARD STOCK             | Scots Pine   | 1.65" x 3.5" | 3.5"     | 8' - 16' | Smooth  | Pro Plug System                        |
| 2 X 6 PINE STANDARD STOCK             | Scots Pine   | 1.65" x 5.5" | 5.5"     | 8' - 16' | Smooth  | Pro Plug System                        |
| 1 X 6 CLEAR PINE STANDARD STOCK (JEM) | Radiata Pine | .79" x 5.4"  | 5.4"     | 8' - 16' | Smooth  | 40mm FG Screws                         |



# HARDWARE



| PRODUCT   | NAME                            | TYPE                          | USE                                |
|---|---------------------------------|-------------------------------|------------------------------------|
|    | 6" HIDDEN CLIP WITH SCREW (PC)  | Plastic                       | Benchmark Pine/ Kodiak Decking     |
|    | 6" HIDDEN CLIP WITH SCREW (T6)  | Stainless Steel               | 6" Benchmark Ash Decking           |
|    | 4" HIDDEN CLIP WITH SCREW (T4)  | Stainless Steel               | 4" Benchmark Ash Decking           |
|    | STARBORN PRO PLUGS (WHITE ASH)  | Thermory White Ash            | Benchmark Ash Decking              |
|    | STARBORN PRO PLUGS (SCOTS PINE) | Thermory Scots Pine           | Benchmark Pine/ Kodiak Decking     |
|    | STARBORN PRO PLUG TOOL          | NA                            | Used with Starborn Pro Plugs       |
|  | 4.0 X 60MM FG SOLIDA 1 SCREW    | Stainless Steel/ Self Tapping | Decking Cladding Porch Flooring    |
|  | 4.0 X 40MM FG SOLIDA 1 SCREW    | Stainless Steel/ Self Tapping | .79" Thick Material & Decking ONLY |
|  | 3.2 X 60MM FG SOLIDA 1 SCREW    | Stainless Steel/ Self Tapping | Cladding Best on Ignite            |
|  | PACS CLADDING STRIP             | Marine Grade Birch Plywood    | C23J PaCS Cladding                 |
|  | PACS ALUMINUM START RAIL        | Aluminum                      | C7J Clear Pine Cladding            |
|  | QUARRIX PROTECT FURRING STRIPS  | HDPE Plastic                  | Benchmark Ash Cladding             |
|  | PACS DECKING STRIPS             | Plastic                       | PaCS Benchmark Ash Decking         |

**Thermory USA - Denver**

537 W. Highlands Ranch Pkwy, Ste. 114  
Highlands Ranch, CO 80129  
720.759.7268  
support@thermoryusa.com

**Thermory USA - Buffalo**

56 Harvester Ave, Ste. 1-201  
Batavia, NY 14020  
585.591.6590  
support@thermoryusa.com

Last updated: November 1st, 2022.  
All previous versions are null and void.

→ [thermoryusa.com](http://thermoryusa.com)



**THERMORY**<sup>®</sup>  
LEAVE A LASTING IMPACT

